



**AVAILABLE 11/1/2026** | **326,268 SF**  
**3301 ADAMS FARM RD** | **BELDEN, MS**

**MICHAEL JENSEN** | 262-496-9170 | MJENSEN@PHOENIXINVESTORS.COM  
**ANTHONY CRIVELLO** | 414-982-4810 | ANTHONY@PHOENIXINVESTORS.COM



**PHOENIX**  
**INVESTORS**

*Opportunity. Execution. Value Creation.*

This document has been prepared by Phoenix Investors for advertising and general information only. Phoenix Investors makes no guarantees, representations, or warranties of any kind, expressed or implied, regarding the information including, but not limited to, warranties of content, accuracy, and reliability.

# PROPERTY DETAILS

3301 ADAMS FARM RD | BELDEN, MS

AVAILABLE SPACE	326,268 SF   Available 11/1/2026
MINIMUM DIVISIBLE	100,000 SF
DOCK DOORS	48
CLEAR HEIGHT	15' - 23' 8"
COLUMN SPACING	34' x 50'
ROOF	Metal
WALLS	Masonry
YEAR BUILT	1985
YEAR RENOVATED	2008
FIRE SUPPRESSION	Wet
POWER	3-Phase
PARKING	350 Standard   160 Trailer
LAND AREA	76.7 Acres
ZONING	MUE: Mixed Use Employment District
PARCEL ID	0720-09-007-02   075S-16-052-01



# PROPERTY HIGHLIGHTS




~4 UNITS (RTU/AC) & 3 COOLING TOWERS



CAFETERIA

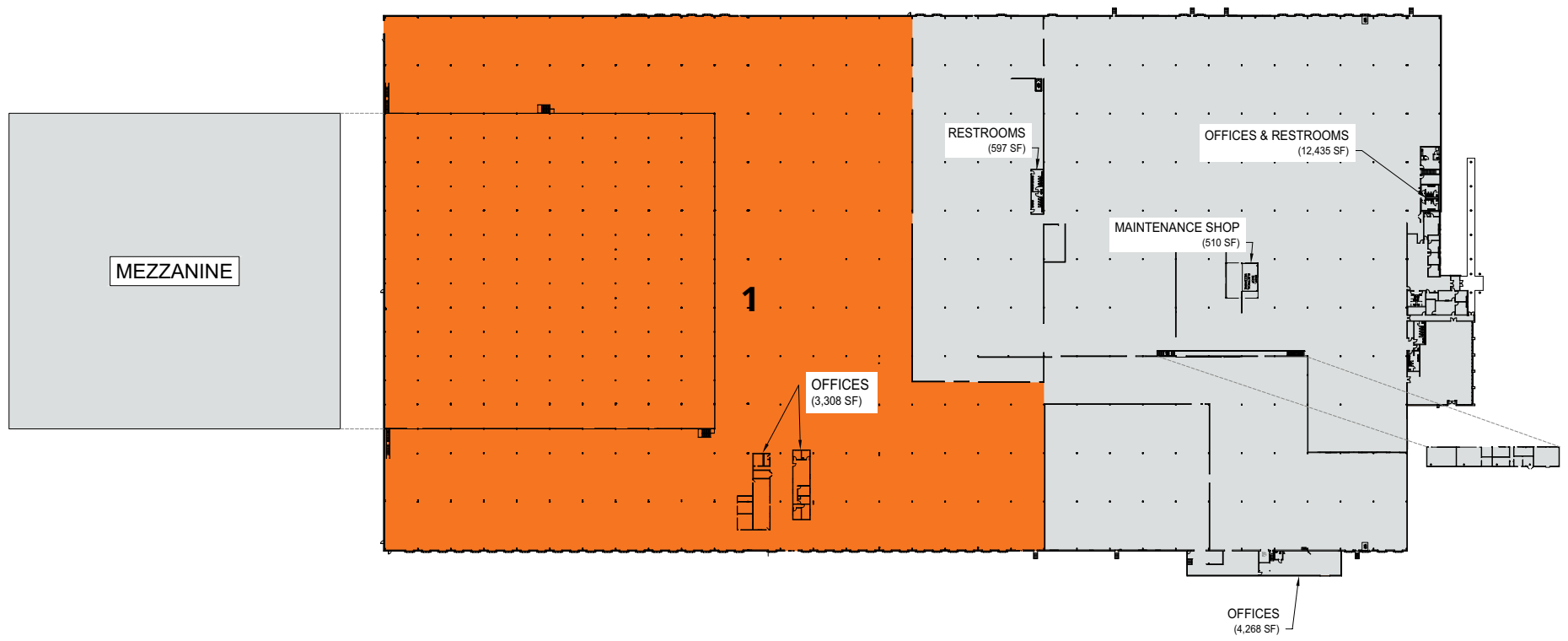


TRAINING CENTER

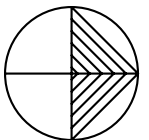


# FLOOR PLAN

3301 ADAMS FARM RD | BELDEN, MS



NUMBER	SPACE DESIGNATION	COLUMN SPACING	CLEAR HEIGHT	DOCK HIGH DOORS	SQUARE FEET
1	WAREHOUSE AVAILABLE 11/1/2026	34' x 50'	15' - 23' 8"	48	326,268 SF
<b>TOTAL</b>					<b>326,268 SF</b>



# SITE PLAN

3301 ADAMS FARM RD | BELDEN, MS

NUMBER	SPACE DESIGNATION	AREA
1	BUILDING	722,170 SF
2	LOT	76.7 ACRES



1

2



# LOCATION MAP

3301 ADAMS FARM RD | BELDEN, MS

I-22	1 MILE
MEMPHIS, TN	108 MILES
BIRMINGHAM, AL	138 MILES
HUNTSVILLE, AL	144 MILES
NASHVILLE, TN	221 MILES

