



FOR LEASE OR SALE | **204,476 SF**
3122 14TH AVENUE | **KENOSHA, WI**

KURT JENSEN | 262-308-0008 | KURT@PHOENIXINVESTORS.COM

JEFF KILBORN | 414-214-0613 | JKILBORN@PHOENIXINVESTORS.COM

This document has been prepared by Phoenix Investors for advertising and general information only. Phoenix Investors makes no guarantees, representations, or warranties of any kind, expressed or implied, regarding the information including, but not limited to, warranties of content, accuracy, and reliability.



PHOENIX
INVESTORS

Opportunity. Execution. Value Creation.



PROPERTY HIGHLIGHTS



**45 MINUTES TO
DOWNTOWN
MILWAUKEE OR
CHICAGO**



**OUTDOOR STORAGE
AVAILABLE**




**ONLY 7 MILES
FROM I-94**



PROPERTY DETAILS


3122 14TH AVENUE | KENOSHA, WI

AVAILABLE SPACE	204,476 SF
MINIMUM DIVISIBLE	25,000 SF
DOCK DOORS	7
DRIVE-IN DOORS	5
CLEAR HEIGHT	Up to 25' 7"
COLUMN WIDTH/DEPTH	Varies
ROOF	EPDM
WALLS	Metal and Masonry
FLOORS	6" Reinforced Concrete
YEAR BUILT	1949 - 1970 Renovated 2017
FIRE SUPPRESSION	100% Wet
LIGHTING	LED
POWER	3-Phase 480V
LAND AREA	13.3 Acres
ZONING	M2: Heavy Manufacturing District
PARCEL ID	11-223-30-202-003
OPEX ESTIMATE	\$0.68/SF



FLOOR PLAN

3122 14TH AVENUE | KENOSHA, WI

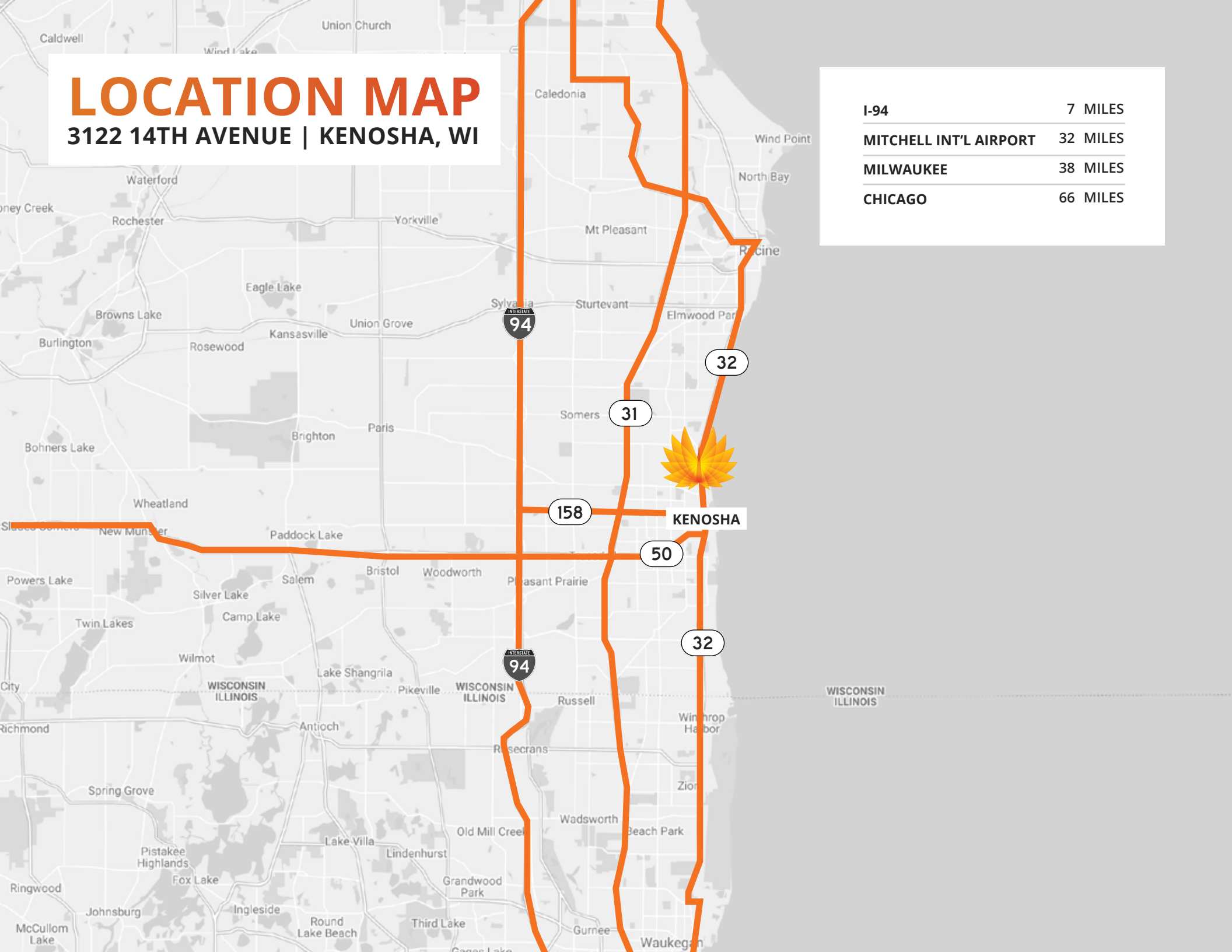


NUMBER	COLUMN SPACING	CLEAR HEIGHT	DRIVE-IN DOORS	LOADING DOCKS	SQUARE FEET
1	20' X 40'	16' - 20' 6"	1	4	73,381 SF
2	20' X 40'	16' - 20' 6"	0	3	63,679 SF
3	20' X 40' / 20' X 60'	17' 10" - 25' 7"	2	0	32,746 SF
4	20' X 40'	22' 6"	0	0	11,108 SF
5	N/A	12' 10"	1	0	6,899 SF
6	N/A	16' 2"	0	0	9,651 SF
7	38' X 40'	17' 10"	1	0	7,012 SF
TOTAL					204,476 SF

LOCATION MAP

3122 14TH AVENUE | KENOSHA, WI

I-94	7 MILES
MITCHELL INT'L AIRPORT	32 MILES
MILWAUKEE	38 MILES
CHICAGO	66 MILES





FOR LEASE OR SALE | **204,476 SF**
3122 14TH AVENUE | **KENOSHA, WI**

KURT JENSEN | 262-308-0008 | KURT@PHOENIXINVESTORS.COM
JEFF KILBORN | 414-214-0613 | JKILBORN@PHOENIXINVESTORS.COM



PHOENIX
INVESTORS

Opportunity. Execution. Value Creation.